


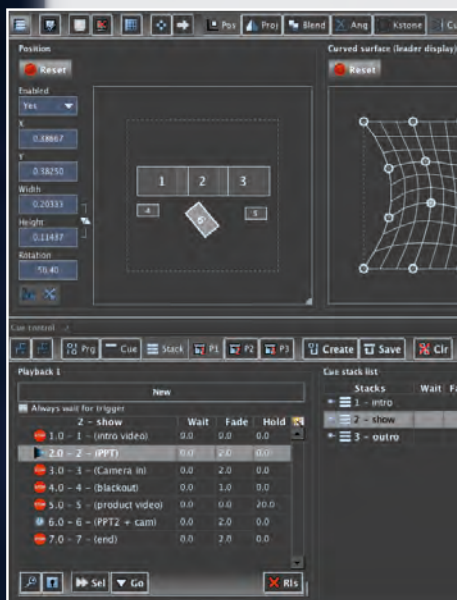
picturall

Big Picture, Made Easy



Picturall – Big Picture, Made Easy

Picturall Octo was the first media server in the world to have eight physical dual link DVI outputs, optional ten FullHD inputs and to fully control 16 FullHD displays. It was also the first one to cross the barrier of 8 layers of FullHD video playback and to playback 4K resolution media. The winning streak now continues with the ability to play back 16 FullHD video layers and being the first media server in the world to play back 8K resolution media. That's right, a 33.3 megapixel media file in a single layer, played back in one box - and we're just getting started.



■ PICTURALL OCTO

True workhorse in installations all over the world. 8 DVI-D output media server with possibility for 32 independent display outputs with Datapath x4. A robust, powerful video engine with playback performance of more than 16 layers of Full HD video and capability for 4K playback and beyond. Runs on rock-solid Linux operating system. Ample input and control options.

■ PICTURALL OCTO+

The Picturall Octo+ is a tuned up version of the Octo media server, with an enhanced performance capable of running extremely high resolution media up to 8K.

■ PICTURALL QUADRO

The latest addition to Picturall product family - a lighter, yet powerful 4 DVI-D output media server with equal software features compared to Picturall Octo.

■ PICTURALL COMMANDER

A free-of-charge remote control software for Picturall products with a light, highly efficient user interface. Version 2.0 includes a completely redesigned user interface with cue system for show programming. The interface is highly customizable, so you can easily set the layout to look exactly how you like it. Simple and fast to install and use.



Picturall
8K VIDEO

Picturall Ltd is market's number one when it comes to performance of media playback products. We provide the most cost effective systems that offer market leading performance and the easiest setup out there.

We utilize the renowned stability of Linux to provide extraordinary reliability and the easiest setup. Install the whole system in 7 minutes with just few key presses never worrying about driver updates and hardware compatibility. Use our simple but versatile display setup and built in EDID manager to line up even the most complex display setups in less than an hour.

Whether your business is events, video rental, fixed installations, theater, concerts or broadcast, we provide a peerless video playback system for your needs. We make sure your video system is easy to set up and use, has cutting edge performance, and that your show runs like clockwork.

"How can less be more? More is more!"

- Yngwie Malmsteen



**Picturall Octo media server
brings you the easiest, the
most powerful and the most
cost effective solution for your
multiscreen video installations.**

Edge Blending

Edge Blending is a method of using multiple video projectors to create a single large image. Edge blending solves two problems: it enables the use of multiple, smaller (and less expensive) projectors, and less throw distance is needed, which is often a problem in venues using rear projection.

Using Octo and Picturall Commander together you can position your projector any way you want and be sure you'll get a clear, sharp image. The 16-point curved surface correction feature helps you even out any problems caused by an uneven surface and the result is a crystal-clear show. 8 adjustable test images make image aligning fast - not to mention easy!

For instance, making an eight projector blend is a breeze and using the display presets, you can save all your favorite setups straight to the server. The process of grouping your displays on Commander is fast and user-friendly: you'll find everything where you expect to in the display configuration workflow.



Wide Screen Projection

■ BY: NOBODY CREATIVE EVENT SUPPORT

Picturall Octo media server powered this huge wide screen projection whose total projection surface was 36m x 5m. Five Sanyo 12k projectors were used and their projections were blended together. The content consisted of a master layer with the red curtains and an alpha channel, and the entire background content was 4K video. The location was an old charcoal mining building in Genk, Belgium.

■ EQUIPMENT:

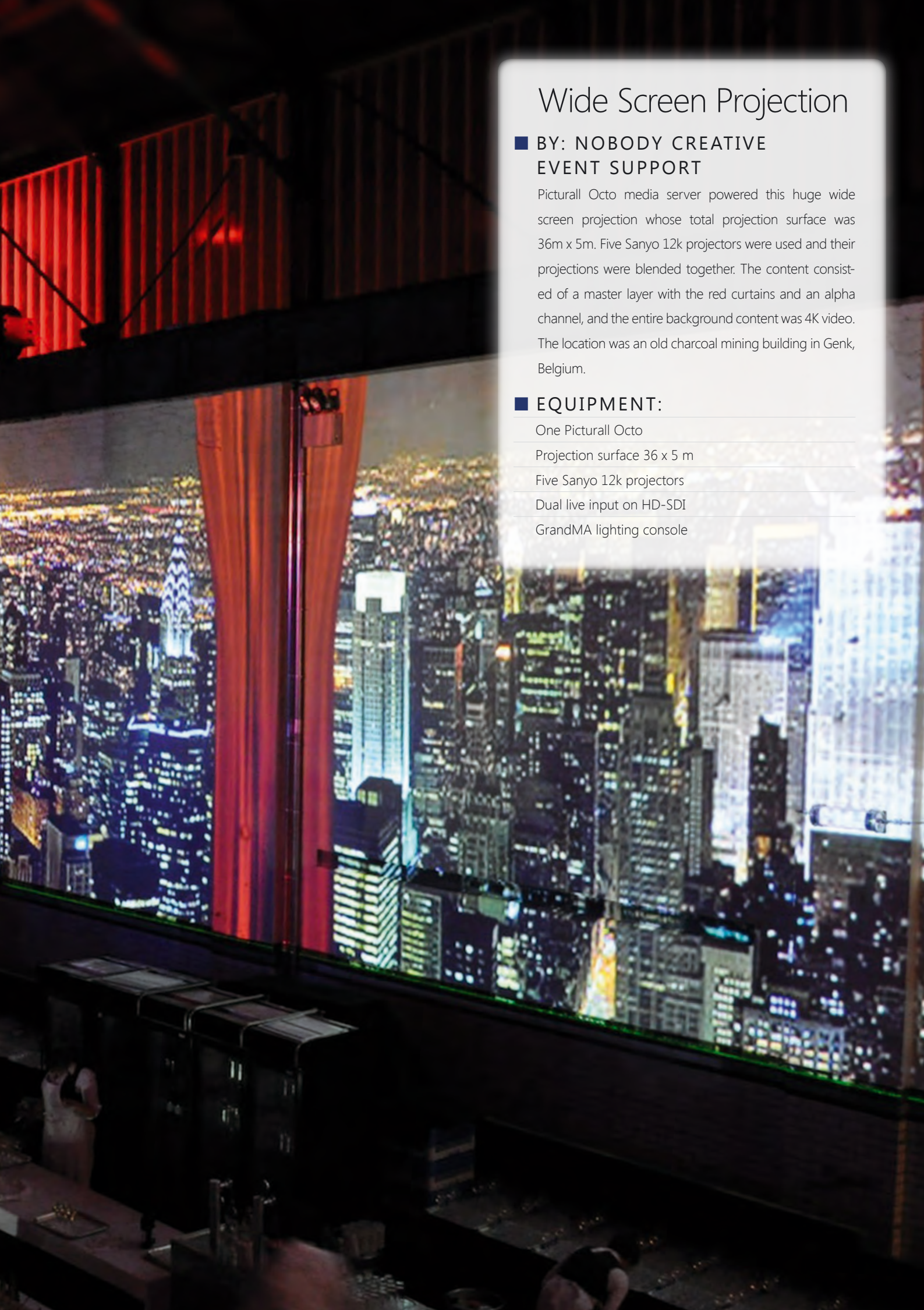
One Picturall Octo


Projection surface 36 x 5 m

Five Sanyo 12k projectors

Dual live input on HD-SDI

GrandMA lighting console





Input Options

As you've learned, Octo is well and truly the product to use if you're playing back a high resolution video. In addition to the unrivaled capabilities of the standard Octo, you can also customize your Octo with additional input options and get input signal capacity up to 3G HD-SDI. Furthermore, you can use effects on input layers just like on normal media layers. With the help of our top-class support, you get exactly the kind of server you need, tailor-made for the event you're looking to build, with minimal latency. You can select your input options from wide selection of cards including 4 x 3 G HD-SDI and dual input DVI-I.

Vancouver Winter Games TV Video Setup

■ BY: FISHEYE

A fresh video design was commissioned for Vancouver Winter Games TV-studio in Holland. Picturall Octo was used as the play out system to realize a demanding display setup and play out requirements. The design of the setup was made with 16 independent 22-inch EIZO screens. Each display had a different position not only on the X- and Y-axis but also on the Z axis. The total image calculation was done using Octo in real time. When the camera was in front of the setup, all the screens made one overall image. When the camera was shooting from an angle, all the screens were able to show different images, thanks to the versatility of Octo. A live satellite downlink from Vancouver was fed into the server and was mapped on the top layer, so it could be used at any time.


■ EQUIPMENT:

One Picturall Octo with 6 DVI outputs and HD-SDI input

Six Matrox TripleHead2Go

Sixteen 22-inch EIZO screens

Chamsys lighting console



Large-scale Setup

The Universiades are international sporting and cultural festivals that are organized every two years in a different city. At the ShenZhen Universiade, Picturall Octo participated in the opening celebrations by running high-resolution media content on a LED screen 105 meters wide and 24 meters high. 12 DVI outputs with 1920x1200 resolution were used simultaneously to feed the huge main display.

Second only to the Olympic Games, the Universiades are a major event. At ShenZhen, there were record-breaking 10,622 participants to the games, so it's clear the visual content of the opening and closing ceremonies have to pass muster. The project was challenging, not only because of its scale, but also because multiple outputs require careful synchronization. The entire show, including lighting, was controlled using one console only.

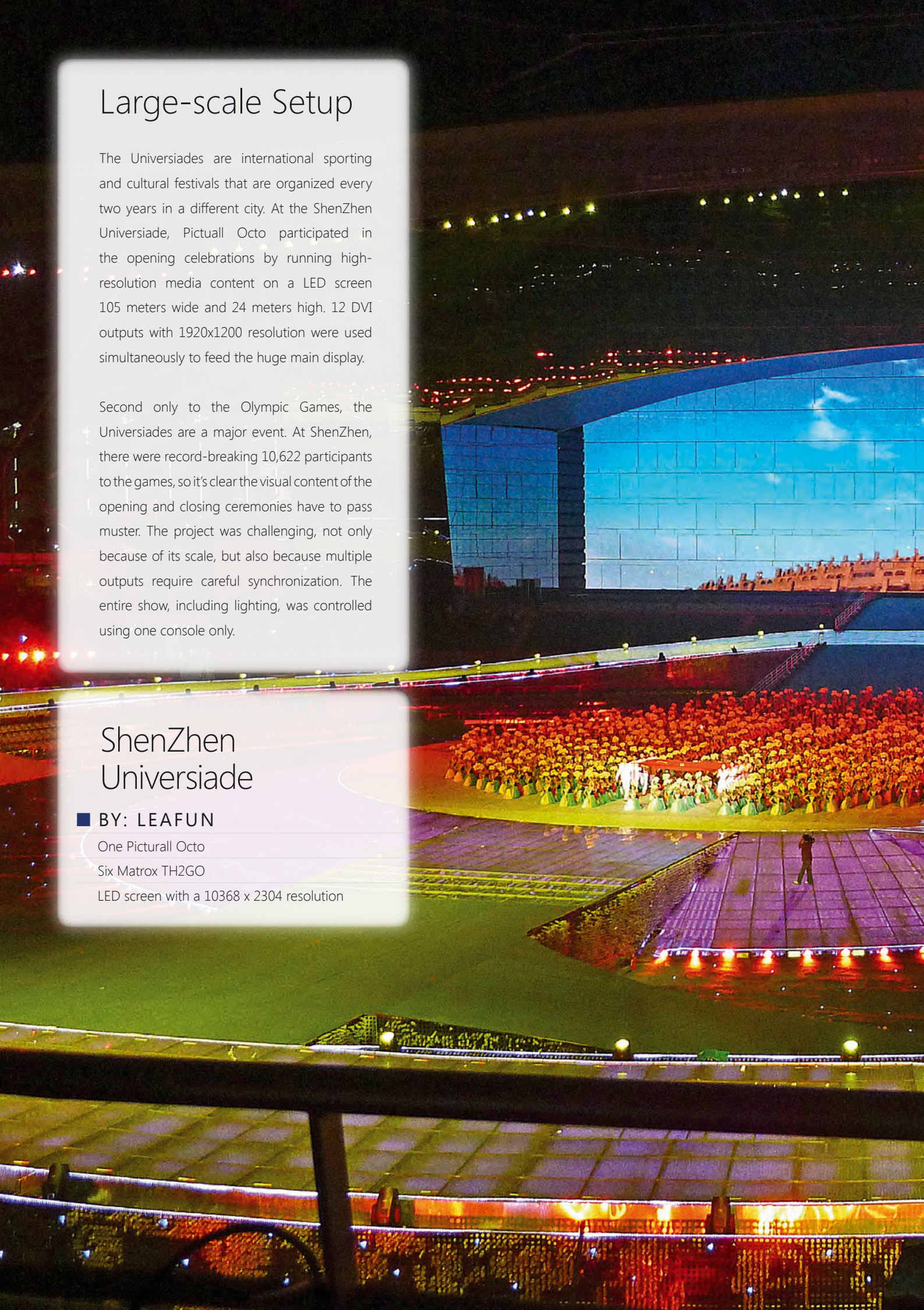
ShenZhen Universiade


■ BY: LEAFUN

One Picturall Octo

Six Matrox TH2GO

LED screen with a 10368 x 2304 resolution





NOS TV Studios

■ BY: FISHEYE

Looking for a completely new house style and setting for all its news, sports and current affairs programs, the Dutch Broadcasting Company NOS organized a design contest. The winner design, submitted by Fisheye company using Picturall Octo was, according to the NOS, in perfect keeping with their perception of the news of the future.

The design included a stratified video rear wall, which in combination with horizontal LED stripes, provides an impression of space. The slats are sandwich constructions of ultra light material, incorporating all technical components, such as LEDs and cables. The large video canvas that seems to float in front of the illuminated LED wall, is composed of no less than 274 separate video cubes and 5 LCDs

■ EQUIPMENT:

One Picturall Octo with 6 DVI outputs
and 4 HD-SDI inputs

Six Datapath x4

Custom control software by Fisheye





POWER MENU PEAKING BRIGHT CONTRAST

OFF ON

A control panel featuring a power switch with "OFF" and "ON" labels, a "MENU" button, a central dial, and three adjustment knobs labeled "PEAKING", "BRIGHT", and "CONTRAST".

NET1 2.2 NET2 2.2

Display Control

Configuring your displays has never been this easy. Use our built in EDID manager to avoid hassle with EDID signals. Position and rotate your displays any way you want with a possibility to use different size displays with different aspect ratios in single canvas. You can even take any display and divide it virtually into sections to reposition your video wall displays or LED wall panels. Line up even the most complex display setups in less than an hour. Give it a try!

AnHui Culture Innovation Event

■ BY: LEAFUN

In the AnHui Cultural Centre, 8 outputs on Octo were used to output 8 layers of Full HD simultaneously on LED screens. The LED screens used on the installation covered over 2500 square meters.

■ EQUIPMENT:

One Pictural Octo




LED screens over 2500 square meters.






PRKL File Format

PRKL is an 8K compatible file format developed at Picturall, specifically designed for playing back extremely high-quality, high-resolution video files in demanding circumstances with minimal equipment. Doing the same with more mainstream file types will normally either be impossible, or at least give you infinitely more hassle than necessary. What's more, you also get alpha channel support with PRKL Alpha. Encoding a file into PRKL is done in moments with Octo and you can be sure you're getting the best possible quality and resolution with optimal resources.





Beijing Tian Long Yuan Theatre

■ BY: LEAFUN

One of the world's largest hologram projections: 11 Barco projectors were used for an edge blended projection. The highlights of this project included 5600 x 1400 resolution file playback, and successfully controlling the show and lighting with one console.

■ EQUIPMENT:

Two Picturall Octos

Eleven Barco FLM R22+

Eight Matrox TH2GO

One Wholehog III





The Xi'an Sky Screen

■ BY: LEAFUN

The gigantic LED screen suspended over the Qin Han Tang Emporium in Xi'an pretty much takes the cake where large scale projects are concerned. The screen is 168 meters long and 18 meters wide, which comes to a staggering 3010 square meters of display area. It's a real playground for Picturall Octo that runs the media content out of 22 DVI outputs as super high-resolution PRKL files.

■ EQUIPMENT:

One Picturall Octo

Eight Matrox TH2GO

LED screen with 16256 x 1792 resolution



■ HARDWARE

Chassis:	4U rackmount, 450mm deep
Supply voltage:	100-240v ~ 15A, 50/60Hz

■ CONNECTIONS

Octo and Octo+ display outputs:	8 DVI-D outputs*, up to 32 outputs with Datapath x4
Quadro display outputs:	4 DVI-D outputs, up to 16 with Datapath x4
Other connectors in Octo and Octo+:	1 x RJ45 EtherCon, 2 x USB, 1 x Firewire
Other connectors in Quadro:	1 x RJ45 EtherCon, 3 x USB

■ MEDIA PLAYBACK FEATURES

Supported codecs:	PRKL (Picturall codec for very high resolutions), PRKL alpha, MPEG1, MPEG2, MPEG4, MJPEG, H.264, JPG, PNG with alpha channel
PRKL codec features:	Virtually unlimited resolutions. Up to 16 mpix @ 30 fps playback performance with one Picturall Octo media server. The enhanced Picturall Octo+ server version is 8K video compatible! PRKL Alpha has alpha channel support.
Media layers:	48
Octo and Octo+ playback performance:	Up to 16 layers of 1080p @ 30fps (mpeg2@25Mbit/s)
Quadro playback performance:	Up to 8 layers of 1080p @ 30fps (mpeg2@25Mbit/s)
Layer controls:	Draw mode, play mode, intensity, position, FPS, play, pause, stop, seek, scale, aspect ratio, rotation, two effect engines, color correction with saturation, brightness, contrast, gamma. Separate brightness and contrast for each color component.

■ DISPLAY SETTING FEATURES

Display positioning:	Totally free positioning for all displays
Display positioning settings:	Position, width, height, rotation
Edge blending:	Variable edge blending to all four directions
Keystone:	4-point
Curved surface correction:	16-point bezier
Color correction:	Saturation, brightness, contrast, gamma. Separate brightness and contrast for each color component

■ CONTROL

Protocols:	DMX**, ArtNet, TCP/IP, CIP/ MSEX, Picturall Commander user interface software
Picturall Commander:	Java software compatible with Windows, Mac OS and Linux

■ OTHER FEATURES

Operating system:	Linux
Maximum display resolution:	2560 x 1600
Media encoder:	Optional media encoding to MPEG2 and PRKL formats
Audio support:	Multi-channel audio support, with an optional external sound card.
Input options:	HD-SDI (up to 8 inputs), DVI (up to 6 inputs), Composite (up to 12 inputs)

*depending on configuration **with DMX to ArtNet converter



Vertrieb / Distributed by:



Professionelle Audio-, Video-, Medien-Technik
Lise-Meitner-Str. 6 • D-40878 Ratingen
Telefon: +49 (0)2102 / 86 39-00 • Fax: +49 (0)2102 / 86 39-17
E-Mail: info@videlco.eu • Internet: www.videlco.eu

picturall
www.picturall.com